

Classy Chassis

Volume 55

Westerly-Pawcatuck Region AACA

July, 2021



WPRAACA Crew Travel to Eastern Spring Nationals in Saratoga Springs, NY

As can be seen by our lead photo there was a good selection of US and foreign cars of all decades at the massive and inclusive event in Saratoga Springs, NY. A number of our members made the journey in their old cars. This included: Dave & Pat, Norm, Charlie N., Ralph & Anne, Sonny, Merrill & Margaret, Tom L., and Dave & Steph. That's an awesome turnout and these folks should be congratulated on their club spirit! We are fortunate that Ralph provided us with a nice set of photos that give you a good idea of the kinds of cars that appear at Saratoga. We also got a nice shot of a '40 Buick taken by Charlie and a photo of Ralph taking pictures by Dave C. You can see all the photos on our website in the [Galleries section](#).



[Ready to order a Saratoga Springs breakfast](#)

Georg Coon is a Prize Winner at Little Rhody

We learned at our last meeting that George Coon won Best Car of the Night at the local Little Rhody Cruise on Friday, June 25.



He received a big applause at our last meeting! The photo is by Andy Clapham.

Shoreline Antique Auto Connection: This CT car show resource is courtesy of Charley Roessler. Lots of neat old car stuff:

ShorelineAntiqueAutoConnection.com

1910 Orient Restoration Update ... George King III

(note: this edition includes the May and June updates)

Greetings Ladies and Gentlemen --- There has not been as much work done on the Orient as I would like. One reason was a one week trip to Virginia for a antique car swap meet. The other reason is that my new car (1924 Franklin) needs more work than planned. I don't think I am the only old car owner to have this problem. Another problem has been getting the new parts that I need. I expect that with Covid getting better, that shipping will get better as well.

The best accomplishment of the month was running the engine using the original 1901 Orient carburetor. It did not run well but I have attached a video of the first run with the old carb. Since I ran the engine as seen on the video, I have worked on the carb some more.



The lower elbow on the carb in this photo has a valve in the cylinder that controls the air as it enter the carb. It is a leather valve that is held close with a light spring that is similar that on the intake valve. This valve opens when the engine is on the intake stroke and is sealed on the other three stroke.

When the valve is closed, it rests against a steel ring that is inside the cylinder. To make a better seal, I

applied Scotchbrite to the valve and clean and polished the sealing ring.




I have made a neoprene disk that will be the new seal in the carb. I will replace the leather seal with a fender washer to provide support for the neoprene.

I have also found that the gas tank that I got with the car was not the original used in it. It is too big so I



have purchased a new tank of 2" less diameter than the original. It carries three gallons which will be enough for my driving. I hope to bring a running Orient to Hershey this year..



Custom gas tank with 3-gallon capacity

Good morning to those who understand the value of all things old and wonderful. The month of June has been busy and interesting. After the second test of the Aster

engine that powers the Orient, I found what I needed to do next. The first thing was the air inlet valve on the carburetor.

When we ran the engine I noticed that the valve was bouncing all over the place

and thus was not very effective. I found that the leather valve is mounted on a brass rod that is hollow. What

I decided to do was to mount a rod that it can slide on to keep it straight. To mount the rod to the inlet tube, I made a three point mount that



would hold the rod in its center and could be secured in the tube.



We also had experienced a oil leak on the transmission shaft. I mounted two seals inside of the packing nut the Frank made for the engine. The shaft seal is located inside the packing nut and the seal of the outside diameter of the shaft bearing is slid over the shaft and held in place with the threaded nut.



For the third test of the engine, I assembled the transmission onto the shaft. The next step to prepare of our next run was to figure out how the muffler was mounted and secured to the engine. Since the muffler was not on the car when I bought it I did not know exactly where it went but I did figure it out.



With all of the above changes were made, Charlie and I started the car. The test ran as expected, once we got the throttle properly set up, and everything worked well. We were able to make the engine run much better than the last test. Like the second test, we used the original Orient carburetor. We were able to properly control the throttle and fuel mixtures which we



could not do last time. There are now new improvements that we need to make. The first is the sensitivity of the air-fuel adjustment valve. In the photo to the left, you can see the needle and the seat. On this original design the needle tip is screwed into the seat. You can see two of the three parts of the

needle threads on either side of the needle valve. You can also see that the needle point is below these threads. This design is not very effective in making a good cone of fuel mist to move up the intake manifold. Soooooo . . . I am inventing again. The other problem was that we lost a lot of oil during the run which we definitely have to fix. On this one, I have engaged with the "Geniuses of the Orient" for the solution. More to come.

Web addresses of local car clubs:

<https://www.dreammachineclassics.com>


<https://www.tri-statecruisers.com/>

<http://www.belltownantiquecarclub.org/>

<https://secmc.com/> Mustangs

<https://www.ctccc.net/> CT lobby group

<https://www.ristreetrodding.org/>



Some Local Cruises of Note

[Tri State Cruisers car club](#). CT Rt. 169 & 101 Pomfret Center CT, Loos & Co. grass lot, Exit 93 off I-395 3 P- dusk, music food awards, no charge 100 cars Large 50/50 raffle <https://www.facebook.com/tristatecruisers/> Driving distance from Westerly, RI is 46 mi. or one hour driving time. Saturdays.

[Yesteryear Car Club](#) of Oakland at Natures Art Dinosaur 1650 Hartford New London Tpk. (CT Rt. 85) Chesterfield section of Oakdale CT. Pre 1978 vehicles only. Food, music, paved parking, First Tuesday of month / Rain date the following Thursday driving distance from Westerly RI 25 mi. or ½ hour drive

A Sampling of 2021 Car Shows

Sunday 7/11 Phoenix Club 215 Liberty St. (Rt. 2) Pawcatuck, CT \$15 Not Certain

Saturday 7/24 Atrium Aquidnick Place 125 (nursing home) Quaker Ln. Portsmouth, RI 10 – 2

Sunday 7/25 Ocean Tides School 635 Ocean Rd. Naragansett RI \$15 entry 10-1 trophies at 3 DJ car guy

Sunday 8/1 Bell town car club, Haddam Neck fair grounds off of Rt. 151 E. Hampton, CT Stock vehicles through 1981 8 -3

Sunday 8/8 Charlestown RI Seafood Festival Ninigret town park Rt. 1. run by Rhode Island Street Rod Association \$10 entry fee with festival entry included opens at 10 show runs 11-3 dash plaques

Sunday 8/15 Cruise In for a cause Mt. Hope farm 250 Metacomit Ave. Bristol RI

Sunday 8/22 Newport Car Museum show 1947 W. Main Rd. Portsmouth, RI 8 – 3

Saturday 9/11 Exeter Animal Shelter 169 S. County Tr. (Rt. 2) Exeter, RI \$15 entry 10 – 3

Sunday 9/12 Deep River CT fire department, Devit Field, 15 Southward St. Deep River, CT \$10 entry 8 – 2 PM

Sunday 9/19 Middletown Rotary Ft. Adams Newport show 10 -3

Saturday 9/25 Klingberg Show New Britain, CT

Sunday 9/26 Westerly Yacht Club 1 Watch hill Rd. Westerly, RI \$20 entry 11 – 1 trophies 2:30

Sat. 10/9/21 (rain date 10/10). Gillford Fairgrounds 111 Lovers Ln. Guilford, CT registration 9-11:30, no cut off year, \$10 registration. Trophies at 3 P. food Trucks, music, vendors. register in advance at www.edwardricciofoundation.com Updates at Edward Riccio Foundation on Facebook

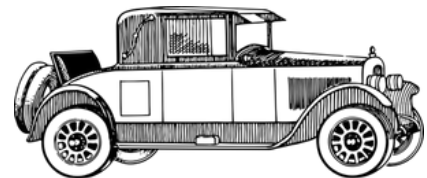
The following shows held on multiple dates:

Sunday 7/5, 8/15. 9/5, 10/10. 10/24 Lille Rhody Lobsters 15 Frontier Rd. Hopkinton, RI \$20 entry 11a – 1p Trophies 3:30

Saturday 7/10, 9/18 Oak Harbor Mall 567 S/ Main St. (South County Trail) (RI Rt. 2) Exeter RI \$15 entry 9:30 – 1 Trophies at 3



AS Always, check and confirm internet listings before going to a show. These events sometimes have last minute changes and we sometimes make errors.



Newsletter & Web Contributors:

Dave Calabrese

Andy Clapham

Ken Carr

George King III

Gerry Lynn

Charlie Nash

Charley Roessler

Ralph Roark

Club Officers

President: Merrill Moone

Vice President: Charlie Nash

Secretary: Ken Carr

Treasurer: Dave Calabrese

Volunteers

Newsletter: Ken Carr & Gerry Lynn

Sunshine: Camille Carr

Trip Coordinator: Don Oster

Webmaster: Ken Carr

